



2020 Point-in-Time Count Results

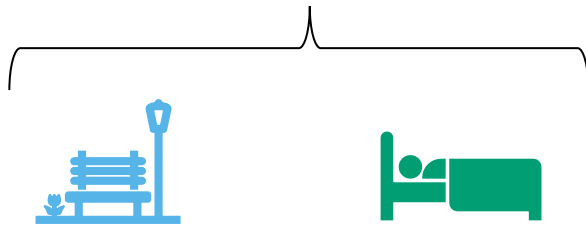
Who was counted in the 2020 PIT Count?



The annual Point-in-Time Count (PIT Count) uses teams of volunteer surveyors and shelter employees to collect data on the needs of people experiencing homelessness in our community at a specific point in time. The 2020 PIT Count was performed on January 25, 2020. The information from the Point-in-Time Count is used to guide public policy and secure resources to help end homelessness in our community.

2506

People experiencing homelessness counted



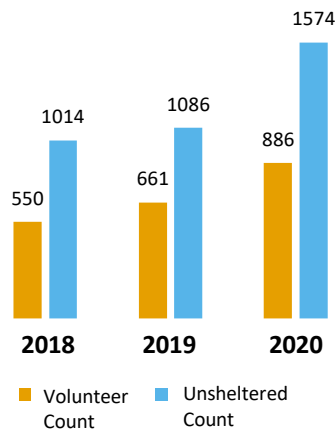
1574

People sleeping unsheltered (outside, tents, cars...)

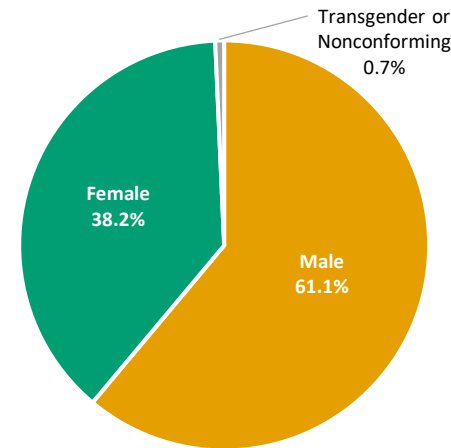
932

People sleeping in shelters or transitional housing

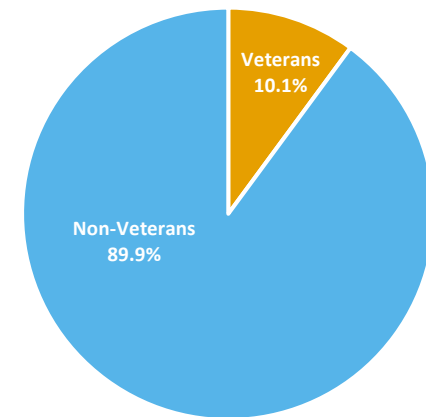
Volunteer Count and # Unsheltered Individuals Counted 2018 – 2020



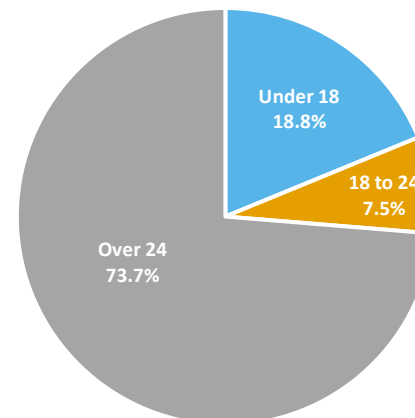
Gender



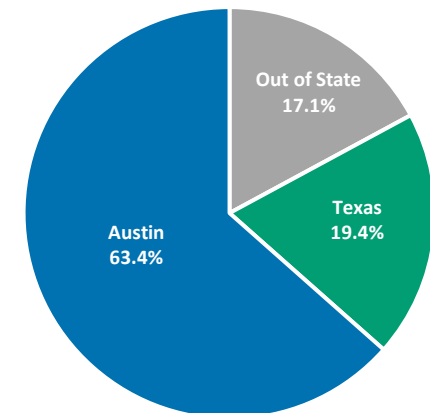
Veteran Status



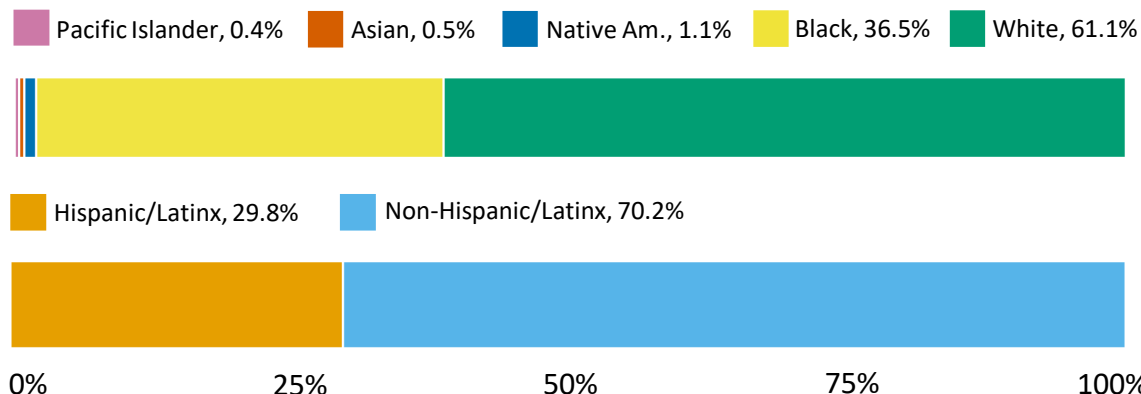
Age



Where did you first experience homelessness?



Primary Race and Ethnicity



For more information on the Austin/Travis County Point-in-Time Count, visit AustinECHO.org



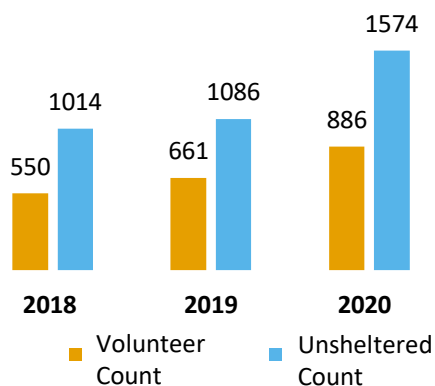
2020 Point-in-Time Count Results



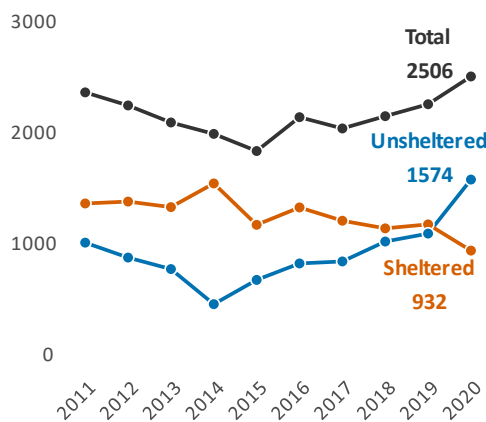
How much progress has our system made ending homelessness in our community?

- **PIT Count per capita** of the total Travis County population has **remained constant since 2011**, and comprises around 0.2% of the total county population
- Increased **volunteer capacity** and improved **survey methods** have enhanced our **ability to count the existing population** experiencing homelessness
- Additional **housing and services are needed** to meet the needs of our population experiencing homelessness

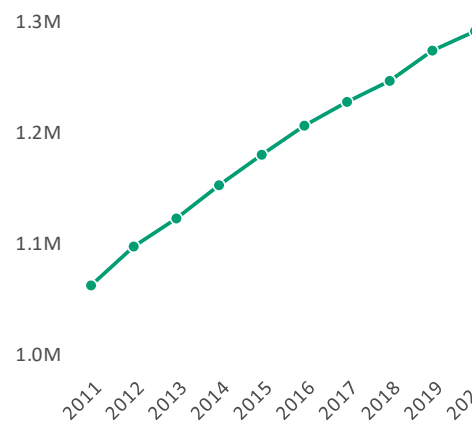
Volunteer Count and # Unsheltered Individuals Counted 2018 – 2020



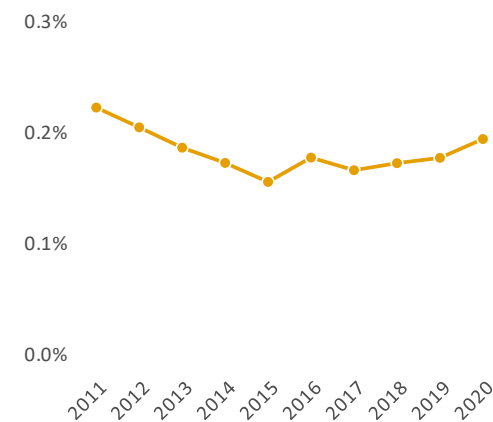
Point-in-Time Count Raw Counts



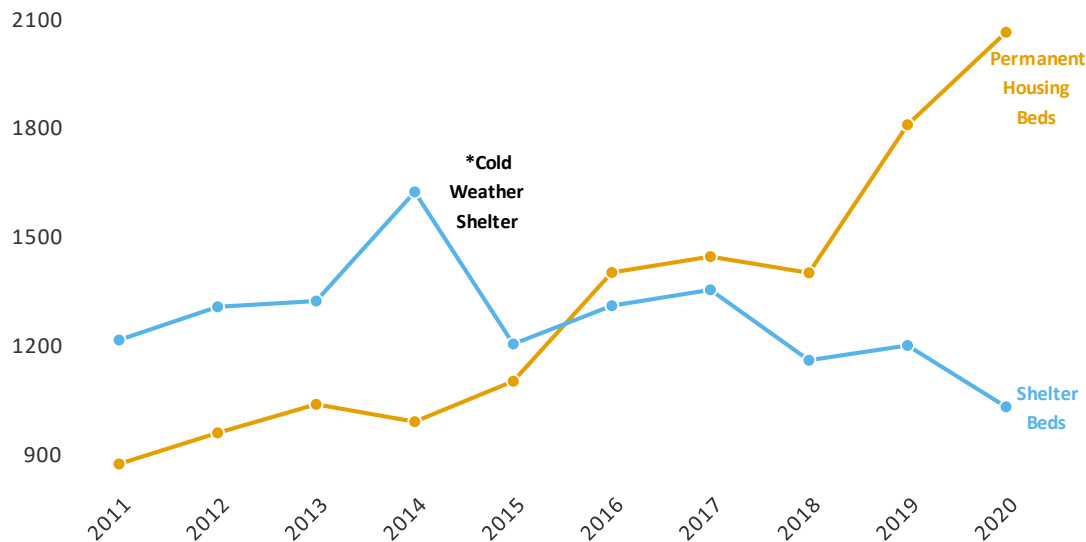
Travis County Projected Population



Point-in-Time Count Total Count Per Capita



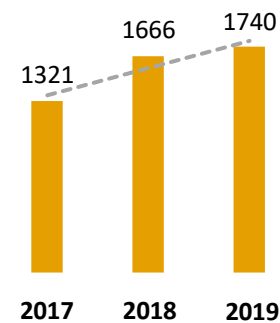
Shelter and Permanent Housing Bed Capacity 2011 - 2020



Embracing Housing First in Austin

- Over the decade, the Austin/Travis County homelessness response system has **increasingly focused resources toward permanent housing opportunities**, rather than expansion of shelter capacity
- Each year since 2017, **more clients are housed by our system** than the year before
- These changes reflect the Housing First approach taken by the system, in which people experiencing homelessness are **connected to permanent housing** and are offered supportive services in order to **maximize housing stability** and prevent returns to homelessness

Total Clients Housed 2017 – 2019



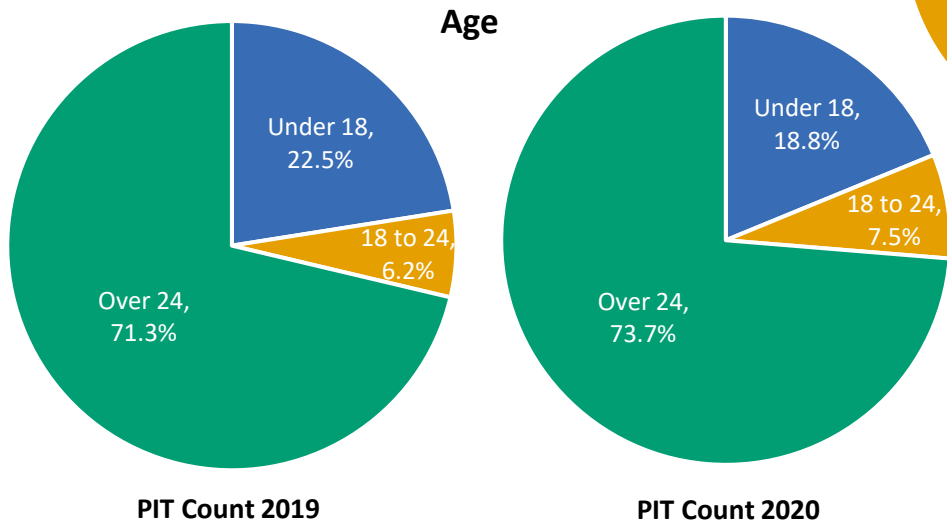


2020 Point-in-Time Count Results

How can our homelessness response system improve?



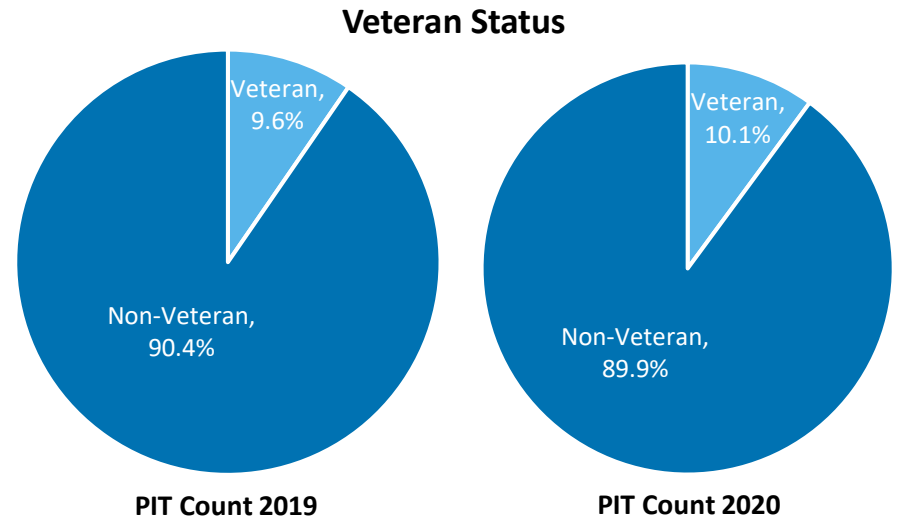
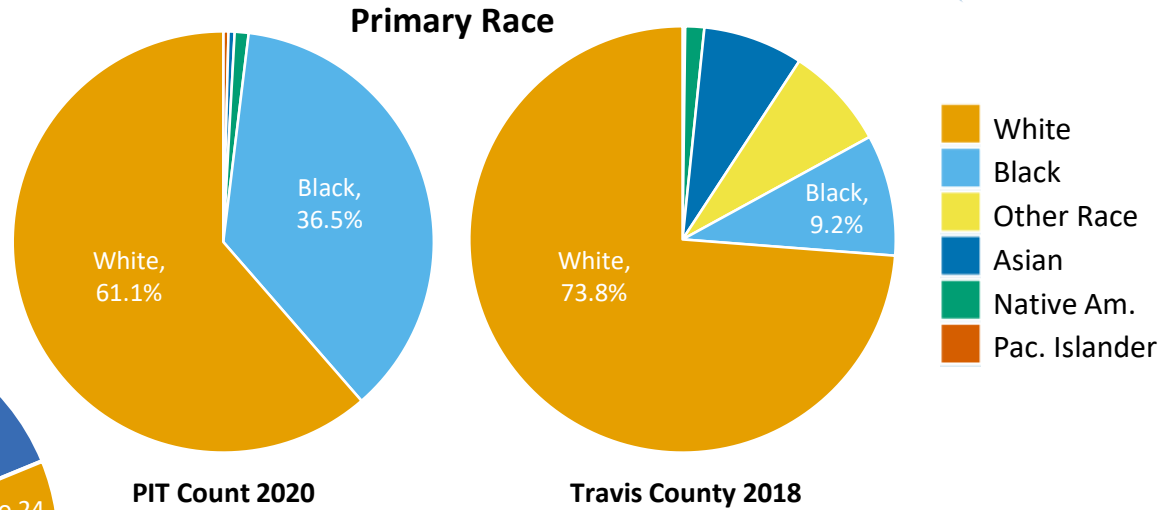
Black/African American individuals are significantly overrepresented in the population experiencing homelessness. Roughly 1 in 10 people in Travis County are Black/African American, while about 1 in 3 people in the population experiencing homelessness are Black/African American.



From the 2019 to the 2020 PIT Count, Austin/Travis County saw:

- A slight **decrease** in the proportion of children under 18 years counted**
- A slight **increase** in the proportion of youth aged 18-24 years counted
- A slight **increase** in the proportion of veterans counted

** indicates a statistically significant change



There are **three areas of need and continued focus** identified in the Austin/Travis County 2020 PIT Count: (1) **Racial equity**, (2) **Youth homelessness**, and (3) **Veteran homelessness**. ECHO has formed an Racial Equity Task Group, led by key partners, to examine the homelessness response system and propose solutions to ensure an **equitable approach to populations disproportionately impacted by homelessness**. Continued, ongoing focus toward ending Youth homelessness and maintaining achievements in ending Veteran homelessness are needed to **ensure homelessness is rare, brief, and non-recurring**.

For more information on the Austin/Travis County Point-in-Time Count, visit AustinECHO.org